

PERMIT FOR CUTTING CURB, GUTTER, PAVEMENT EXCAVATING

To the City Clerk:

The undersigned hereby applies for a permit to perform the following: _____

Property owned by: _____

Address: _____

Purpose of project: _____

Work to be performed by: _____

Applicant agrees to comply with the following provisions:

- All ordinances, resolutions, and directions of the City of Minneapolis, now existing or that may hereafter be adopted or given prior to the completion of the above described work
- To assume all legal liability on account of any violation of the provisions of this permit
- ~~Applicant agrees to file a bond in the sum of \$ 500.00 with the City Clerk.~~
- Applicant understands and agrees to be responsible for maintaining barricades, safety guards, and lights for public safety through the duration of the project.
- All excavation must be properly shored (braced) to prevent cave-ins according to OSHA standards.
- Applicant agrees to notify the City Clerk upon completion of project for the purpose of inspection by city personnel.

Date: _____

(Applicant signature)

This permit is approved for the above project based on the information given. The project may begin immediately.

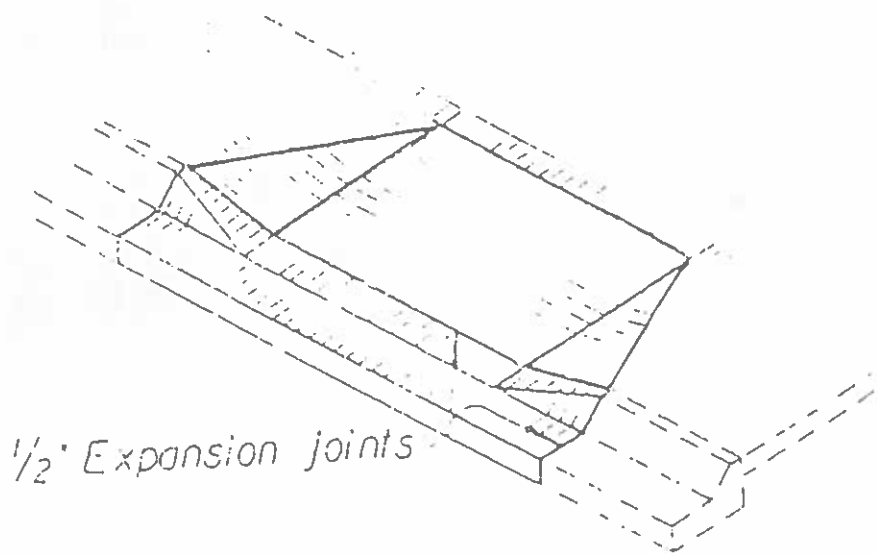
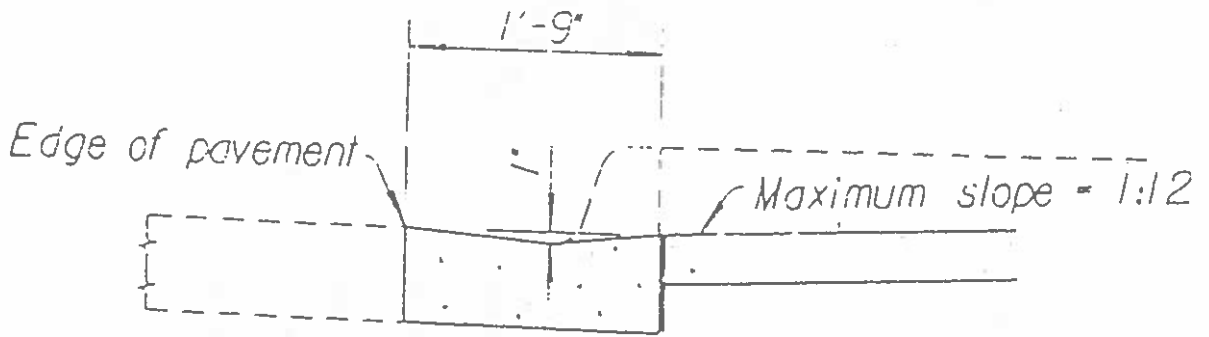
Date: _____

City Clerk

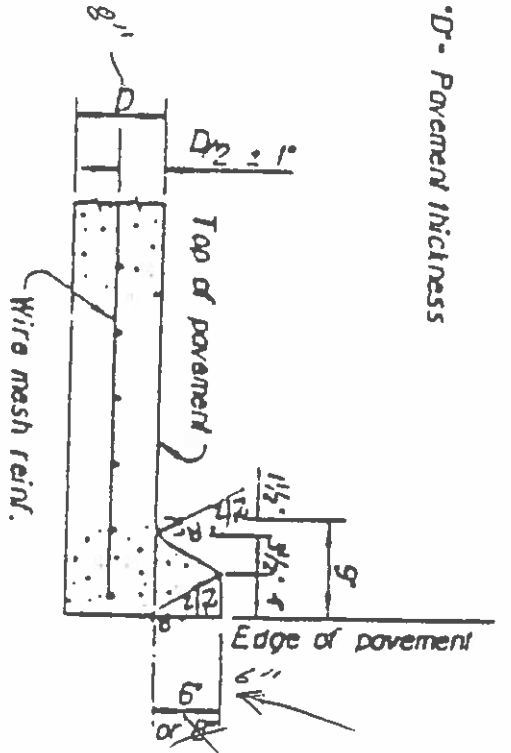
CONDENSED SIDEWALK SPECIFICATIONS

APPROVED by the Governing Body of the City of Minneapolis, Kansas, Jan. 5, 1954, in accordance with Ordinance No. 1030. Amended by Ordinance No. 1164, dated June 7, 1966

1. Thickness and Proportions: The walk shall never be less than 4 inches thick, Concrete shall be mixed in approximate proportions of 1 part cement, 2 parts fine aggregate and three parts of coarse aggregate with maximum of 6 gallons of water per sack of cement. Except all driveways shall be 5 inches thick with a minimum of 2 inches of sand base.
2. Grade line of top of finished sidewalk shall not be less than top of curb back.
3. Placing and finishing: Concrete shall be placed immediately after mixing. It shall be tamped and struck off with a template and shall be floated with a wood float until the surface has a true contour. Care shall be taken not to bring to the surface an excess of water and fine sand by over finishing.
4. Jointing. The walk shall be cut into separate rectangular slabs not greater than 6 feet on any one side. The surface edges of each slab shall be rounded to a $\frac{1}{4}$ inch radius. Markings shall be exactly as cuts between slabs.
5. Expansion Joints. Shall extend from surface to the sub-grade and shall be at right angles to the sidewalk surface, and completely filled with compressible material. A $\frac{1}{4}$ inch expansion joint shall be made across the walk at approximately 50 feet intervals. At all places where the walk intersects a curb line or another walk, 1 inch expansion joints shall be made.

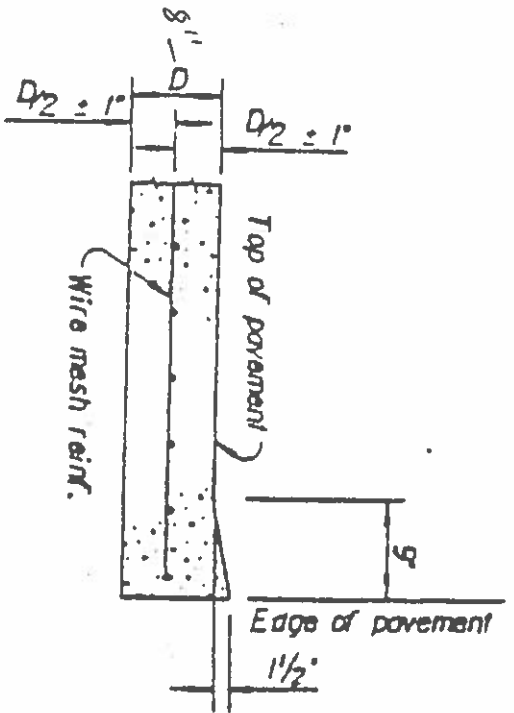


D - Pavement thickness



TYPICAL SECTION

6" OR ~~B~~ EDGE CURB
(MONOLITHIC)



TYPICAL SECTION

1 1/2" EDGE CURB
(MONOLITHIC)

Note: Plans of weakness are to be constructed over the contraction joints in the concrete pavement.
A - precasted Expansion Joint Filler (No. restraining, type B) cut to the dimensions of the Edge Curb shall be used over the expansion joints in the concrete pavement.

EDGE CURB

NO.	DATE	REVISIONS	BY	APP'D
12	8-4-94	Per. John Sedent	BAJ	JOB
11	5-8-87	Rev. U. Fred, Paul, Della, Cheryl, Matt	BAJ	JOB
10	10-8-87	Stucco joint account changed note	BAJ	JOB
9	4-20-85	Note - U type curbs	BAJ	JOB

ILLINOIS DEPARTMENT OF TRANSPORTATION
CURB, GUTTER
AND
COMBINED CURB & GUTTER
STD. NO. 635.1

AREA APPROVAL	DESIGN	CONSTRUCTION	DATE
BY: [Signature]	BY: [Signature]	BY: [Signature]	DATE: [Date]